



## 2019 RAM 3500/4500/5500 CHASSIS CAB

### SELECT STANDARD FEATURES

- 6.4L HEMI® V8/8-Speed Automatic (3500)/6-Speed Automatic (4500/5500)
- Air Conditioning
- Alternator — 180-amp
- Auxiliary Input Jack for Mobile Devices
- Auxiliary Power Outlets — 12-volt
- Auxiliary Switches — Five
- Battery — 730-amp (one per vehicle with gas engine; two per vehicle with diesel engine)
- Engine Cooling — Heavy-duty
- Headlamps — Automatic
- Lamps — Cab-clearance
- Rear — Antispin differential
- Shock Absorbers — Heavy-duty
- Speed Control
- Stabilizer Bar — Front
- Steering — Power, recirculation ball
- USB Port — Media port with Type A/C USB pairs and auxiliary input port
- Windshield Wipers — Variable/intermittent

### SAFETY & SECURITY

- Air Bags<sup>(2)</sup> — Multistage front
- Brakes — Power-assisted four-wheel antilock disc
- Electronic Stability Control<sup>(3)</sup> System
- ParkView® Rear Back-Up Camera<sup>(22)</sup> — Available
- Sentry Key® Theft Deterrent System — Engine immobilizer

ENGINES	HORSEPOWER <sup>(17)</sup>	TORQUE <sup>(17)</sup>
6.4L HEMI V8	410 hp*	429 lb-ft (3500 SRW)
	370 hp†	429 lb-ft (3500 / 4500 / 5500)
6.7L Cummins® Turbo Diesel	360 hp	800 lb-ft

\*With 8-Speed Automatic. †With 6-Speed Automatic.



Properly secure all cargo.

**RAM 3500 CHASSIS CAB MAX JOB RATING INFORMATION\* (3500 DD)**

Powertrain		Regular Cab 60" CA (4x2 / 4x4) SRW	Regular Cab 60" CA (4x2 / 4x4) DRW	Regular Cab 84" CA (4x2 / 4x4) DRW	Crew Cab 60" CA (4x2 / 4x4) SRW	Crew Cab 60" CA (4x2 / 4x4) DRW	
6.4L HEMI® V8	8HP75 8-speed Automatic Transmission	MAX GVWR	10,700 / 11,000	13,500	13,500	10,700 / 11,000	13,500
		MAX PAYLOAD	4,930 / 4,990	7,380 / 7,150	7,300 / 7,020	4,490 / 4,470	6,910 / 6,630
		MAX GAWR FRONT	5,500	5,500	5,500	5,500	5,500
		MAX GAWR REAR	6,800	9,850	9,850	6,800	9,850
		MAX TOWING	16,080 / 15,840	15,730 / 15,500	15,650 / 15,370	15,640 / 15,320	15,260 / 14,980
		MAX GCWR	22,000	22,000	22,000	22,000	22,000
6.4L HEMI V8	AISIN® Heavy-Duty 6-speed Automatic Transmission AS66RC	MAX GVWR	10,700 / 11,000	14,000	14,000	10,700 / 11,000	14,000
		MAX PAYLOAD	4,800 / 4,860	7,750 / 7,520	7,670 / 7,390	4,360 / 4,340	7,270 / 7,000
		MAX GAWR FRONT	5,500	5,500	5,500	5,500	5,500
		MAX GAWR REAR	6,800	9,850	9,850	6,800	9,850
		MAX TOWING	18,950 / 18,710	18,600 / 18,370	18,520 / 18,240	18,510 / 18,190	18,120 / 17,850
		MAX GCWR	25,000	25,000	25,000	25,000	25,000
6.7L Cummins® Turbo Diesel	AISIN Heavy-Duty 6-speed Automatic Transmission AS69RC	MAX GVWR	11,600 / 12,000	14,000	14,000	11,600 / 12,000	14,000
		MAX PAYLOAD	4,990 / 5,140	7,040 / 6,800	6,950 / 6,670	4,550 / 4,630	6,560 / 6,280
		MAX GAWR FRONT	6,000	6,000	6,000	6,000	6,000
		MAX GAWR REAR	6,800	9,850	9,850	6,800	9,850
		MAX TOWING	20,740 / 20,490	25,890 / 25,650	25,800 / 25,520	20,300 / 19,980	25,410 / 25,130
		MAX GCWR	27,500	33,000	33,000	27,500	33,000

\*Payload and Max Trailer Weights are ESTIMATED values. All values are shown in pounds unless otherwise stated. Payload and Max Trailer Weight values are rounded to the nearest 10 lb. Payload = GVWR - Base Weight. GAWRs, GVWRs and GCWRs should never be exceeded. Recommended tongue weight determined by class hitch receiver and hardware limits of upfit. Upfit or aftermarket equipment weight not included in Base Weight. Frontal Area: maximum allowable Frontal Area, in ft² that the vehicle can project. For details on calculations, please refer to Ram Body Builders Guide. If VECI Label and Max Upfit Weight n/a: vehicle is not restricted to MCWV, Frontal Area or Maximum Upfit Weight limits; however, GVWR/GAWR/GCWR cannot be exceeded.

**RAM 3500 CHASSIS CAB MAX JOB RATING INFORMATION\* (3500 DF 10K GVWR SRW)**

Powertrain		Regular Cab 60" CA (4x2 / 4x4) SRW	Crew Cab 60" CA (4x2 / 4x4) SRW
6.4L HEMI V8	8HP75 8-speed Automatic Transmission	MAX GVWR	10,000
		MAX PAYLOAD	4,180 / 3,940
		MAX GAWR FRONT	5,500
		MAX GAWR REAR	6,800
		MAX TOWING	18,030 / 17,790
		MAX GCWR	24,000




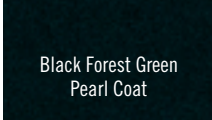






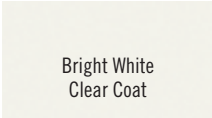

\*Payload and Max Trailer Weights are ESTIMATED values. All values are shown in pounds unless otherwise stated. Payload and Max Trailer Weight values are rounded to the nearest 10 lb. Payload = GVWR - Base Weight. GAWRs, GVWRs and GCWRs should never be exceeded. Recommended tongue weight determined by class hitch receiver and hardware limits of upfit. Upfit or aftermarket equipment weight not included in Base Weight. Frontal Area: maximum allowable Frontal Area, in ft² that the vehicle can project. For details on calculations, please refer to Ram Body Builders Guide. If VECI Label and Max Upfit Weight n/a: vehicle is not restricted to MCWV, Frontal Area or Maximum Upfit Weight limits; however, GVWR/GAWR/GCWR cannot be exceeded.

**ALL RAM CHASSIS CAB INTERIORS¹ REGULAR CAB CREW CAB**

Head Room (front / rear)	39.8	40.9 / 39.8
Hip Room (front / rear)	62.9	62.9 / 62.7
Shoulder Room (front / rear)	65.9	65.9 / 65.6
Leg Room (front / rear)	40.9	40.9 / 40.2
Seating Capacity	3	6

¹Based on 2019MY vehicle information. All dimensions are in inches unless otherwise noted.

**EXTERIOR PAINT COLORS**

**RAM 4500 CHASSIS CAB MAX JOB RATING INFORMATION\***

Powertrain		Regular Cab 60" CA (4x2 / 4x4)	Regular Cab 84" CA (4x2 / 4x4)	Regular Cab 108" CA (4x2 / 4x4)	Regular Cab 120" CA (4x2 / 4x4)	Crew Cab 60" CA (4x2 / 4x4)	Crew Cab 84" CA (4x2 / 4x4)
6.4L HEMI® V8 with AISIN® Heavy-Duty 6-speed Automatic Transmission AS66RC	MAX GVWR	16,500	16,500	16,500	16,500	16,500	16,500
	MAX PAYLOAD	9,690 / 9,300	9,530 / 9,150	9,380 / 9,030	9,240 / 8,970	9,110 / 8,760	8,970 / 8,670
	MAX GAWR FRONT	6,000	6,000	6,500	6,500	6,000	6,000
	MAX GAWR REAR	12,000	12,000	12,000	12,000	12,000	12,000
	MAX TOWING	21,540 / 21,150	21,380 / 21,000	21,230 / 20,880	21,090 / 20,820	20,960 / 20,610	20,820 / 20,520
	MAX GCWR	28,500	28,500	28,500	28,500	28,500	28,500
6.7L Cummins Turbo Diesel with AISIN Heavy-Duty 6-speed Automatic Transmission AS69RC	MAX GVWR	16,500	16,500	16,500	16,500	16,500	16,500
	MAX PAYLOAD	8,920 / 8,520	8,690 / 8,310	8,600 / 8,190	8,520 / 8,130	8,270 / 7,920	8,130 / 7,830
	MAX GAWR FRONT	7,250	7,250	7,250	7,250	7,250	7,250
	MAX GAWR REAR	12,000	12,000	12,000	12,000	12,000	12,000
	MAX TOWING	29,770 / 29,370	29,540 / 29,160	29,450 / 29,040	29,370 / 28,090	29,120 / 28,770	28,980 / 28,680
	MAX GCWR	37,500	37,500	37,500	37,500	37,500	37,500

**RAM 5500 CHASSIS CAB MAX JOB RATING INFORMATION\***

Powertrain		Regular Cab 60" CA (4x2 / 4x4)	Regular Cab 84" CA (4x2 / 4x4)	Regular Cab 108" CA (4x2 / 4x4)	Regular Cab 120" CA (4x2 / 4x4)	Crew Cab 60" CA (4x2 / 4x4)	Crew Cab 84" CA (4x2 / 4x4)
6.4L HEMI® V8 with AISIN® Heavy-Duty 6-speed Automatic Transmission AS66RC	MAX GVWR	19,000	19,500	19,500	19,500	19,000	19,500
	MAX PAYLOAD	12,140 / 11,770	12,510 / 12,130	12,340 / 11,990	12,290 / 11,910	11,630 / 11,250	11,940 / 11,580
	MAX GAWR FRONT	6,500	6,500	7,000	7,000	7,000	7,000
	MAX GAWR REAR	13,500	13,500	13,500	13,500	13,500	13,500
	MAX TOWING	21,490 / 21,120	21,360 / 20,980	21,190 / 20,840	21,140 / 20,760	20,980 / 20,600	20,790 / 20,430
	MAX GCWR	28,500	28,500	28,500	28,500	28,500	28,500
6.7L Cummins Turbo Diesel with AISIN Heavy-Duty 6-speed Automatic Transmission AS69RC	MAX GVWR	19,500	19,500	19,500	19,500	19,500	19,500
	MAX PAYLOAD	11,870 / 11,450	11,750 / 11,320	11,660 / 11,180	11,570 / 11,100	11,290 / 10,940	11,100 / 10,770
	MAX GAWR FRONT	7,250	7,250	7,250	7,250	7,250	7,250
	MAX GAWR REAR	13,500	13,500	13,500	13,500	13,500	13,500
	MAX TOWING	35,220 / 34,800	35,100 / 34,670	35,010 / 34,530	34,920 / 34,450	34,640 / 34,290	34,450 / 34,120
	MAX GCWR	43,000	43,000	43,000	43,000	43,000	43,000

\*Payload and Max Trailer Weights are ESTIMATED values. All values are shown in pounds unless otherwise stated. Payload and Max Trailer Weight values are rounded to the nearest 10 lb. Payload = GVWR - Base Weight. GAWRs, GVWRs and GCWRs should never be exceeded. Upfit or aftermarket equipment weight not included in Base Weight. Recommended tongue weight determined by class hitch receiver and hardware limits of upfit. Frontal Area: maximum allowable Frontal Area, in ft<sup>2</sup> that the vehicle can project. For details on calculations, please refer to Ram Body Builders Guide. If VECI Label and Max Upfit Weight n/a: vehicle is not restricted to MCWV, Frontal Area or Maximum Upfit Weight limits; however, GVWR/GAWR/GCWR cannot be exceeded.

CHRYSLER

DODGE

FIAT®

JEEP®

RAM

LAW ENFORCEMENT

2019 RAM CHASSIS CABS (3500/4500/5500) STANDARD FEATURES AND OPTIONS	Tradesman® Reg/Crew	SLT Reg/Crew	Laramie Crew	Limited Crew
CPOS	2TA	2TG	2TH	2TM
<b>BODY MODELS</b>				
3500 (DD/DF) — Regular Cab — 60-inch CA (143.5-inch wheelbase) (L63)	0	0		
— Regular Cab — 84-inch CA (167.5-inch wheelbase; DD only) (L64)	0	0		
— Crew Cab — 60-inch CA (172.4-inch wheelbase) (L93)	0	0	0	0
Drive System — 4x2 (DD/DF 3)	•	•	•	•
— 4x4 (DD/DF 8)	0	0	0	0
4500/5500 (DP) — Regular Cab — 60-inch CA (144.5-inch wheelbase) (L63)	0	0		
— Regular Cab — 84-inch CA (168.5-inch wheelbase) (L64)	0	0		
— Regular Cab — 108-inch CA (192.5-inch wheelbase) (L65)	0	0		
— Regular Cab — 120-inch CA (204.5-inch wheelbase) (L66)	0	0		
— Crew Cab — 60-inch CA (173.5-inch wheelbase) (L93)	0	0	0	0
— Crew Cab — 84-inch CA (197.4-inch wheelbase) (L94)	0	0	0	0
Drive System — 4x2 (DP 4/5)	•	•	•	•
— 4x4 (DP 9/0)	0	0	0	0
<b>ENGINES / TRANSMISSIONS</b>				
6.4L HEMI® V8 / 8HP75 8-Speed Automatic (3500 only) (ESB/DFX)	•	•	•	•
6.4L HEMI V8 / AISIN® 6-Speed Automatic AS66RC (optional for 3500; standard on 4500/5500) (ESB/DF3)	0/•	0/•	0/•	0/•
6.7L Cummins® Turbo Diesel I-6 / AISIN Heavy-Duty 6-Speed Automatic AS69RC (ETN/DF2)	0	0	0	0
<b>MECHANICAL FEATURES</b>				
Alternators — 180-amp (BAD)	•	•	•	•
— 220-amp (included on 3500/4500/5500 models with Heavy-Duty Snowplow Prep Group, Electrical Accessory Group and Ambulance Prep Group) (BAJ)	0/P	0/P	0/P	0/P
— 380-amp (dual 160-amp and 220-amp; requires 6.4L) (XF5)	0	0	0	0
— 440-amp (dual 220-amp; requires 6.7L; packaged with Special Emissions AH6) (XF7)	0/P	0/P	0/P	0/P
Axles: 3500 — Single Rear Wheel Group (standard on 3L63, 8L63, 3L93 and 8L93) (AR9)	•	•	•	•
— Dual rear wheels (standard on 3L64 and 8L64) (WLA)	•	•	•	•
— Dual rear wheels (optional on DD 3L63, 8L63, 3L93 and 8L93; optional package includes front, 205-mm (dual rear wheel axle) and rear, 11.5-inch (dual rear wheel axle)) (WLA)	0	0	0	0
— Front, 6,000-lb GAWR (single rear wheel axle; standard on 3L63, 8L63, 3L93 and 8L93) (DJN)	•	•	•	•
— Rear, 11.5-inch (single rear wheel axle; standard on 3L63, 8L63, 3L93 and 8L93) (DRQ)	•	•	•	•
— Front, 205-mm (dual rear wheel axle; standard on 3L64, 8L64; packaged with optional dual rear wheels on 3L63, 8L63, 3L93 and 8L93) (DJM)	•/0	•/0	•/0	•/0

CHRYSLER

DODGE

FIAT®

JEEP®

RAM

LAW ENFORCEMENT

2019 RAM CHASSIS CABS (3500/4500/5500) STANDARD FEATURES AND OPTIONS	Tradesman® Reg/Crew	SLT Reg/Crew	Laramie Crew	Limited Crew
CPOS	2TA	2TG	2TH	2TM
<b>MECHANICAL FEATURES (continued)</b>				
— Rear, 11.5-inch (dual rear wheel axle; standard on 3L64, 8L64; packaged with optional dual rear wheels on 3L63, 8L63, 3L93 and 8L93) (DRX)	•/0	•/0	•/0	•/0
— Rear, 12-inch (dual rear wheel axle; packaged with 3500 Max Tow Package) (DRC)	P	P	P	P
Axle Ratios: 3500 — 3.73 (packaged with diesel models only) (DME)	P	P	P	P
— 4.10 (standard with gas) (DMF)	•	•	•	•
— Add 4.10 axle (packaged with Max Tow Package; optional with diesel) (DM8)	P/0	P/0	P/0	P/0
— Front axle disconnect, electronic disconnect (4x4 only)	•	•	•	•
— Rear, antispin differential (DSA)	•	•	•	•
Axles: 4500 and 5500 — Dual rear wheel (WLA)	•	•	•	•
— Front, 10.5-inch (DJK)	•	•	•	•
— Front, 10.5-inch, 7,250-lb GAWR (includes taller springs) (AZB)	0	0	0	0
— Front axle disconnect, electronic disconnect (4x4 only)	•	•	•	•
— Rear, antispin differential (DSA)	•	•	•	•
Axle Ratios: 4500 — Rear, 4.10 (packaged with diesel) (DMF)	P	P	P	P
— 4.44 (DMK)	•	•	•	•
— Add 4.44 axle (packaged with Max Tow Package) (D44)	P	P	P	P
— 4.89 (optional with 6.4L gas) (DPL)	0	0	0	0
— Rear, by American Axle (12,000-lb GAWR) (DR8)	•	•	•	•
Axle Ratios: 5500 — 4.44 (DMK)	•	•	•	•
— 4.89 (packaged with Max Tow Package or Payload Upgrade Package) (DPL)	P	P	P	P
— Rear, by American Axle (5500: 13,500-lb GAWR) (DR8)	•	•	•	•
Battery — 730-amp maintenance-free (gas engine) (BCN)	•	•	•	•
— Dual 730-amp maintenance-free (diesel engine) (BCC)	•	•	•	•
Engine Block Heater — Available with gas (included with Cold Weather Group with diesel) (NHK)	0/P	0/P	0/P	0/P
Diesel Engine — Diesel Exhaust Brake (packaged with 6.7L Cummins® engine) (NEN)	P	P	P	P
— Manual DPF regeneration (optional with 6.7L, packaged with Special Emissions AH6) (XNR)	0/P	0/P	0/P	0/P
— B20 BioDiesel compatibility (packaged with all diesel; includes 12,000-mile oil change interval) (XXJ)	P	P	P	P
— Clean idle emission label (4500/5500 only) (XKH)	P	P	P	P
— Current generation engine controller (NZN)	P	P	P	P
— Selective catalytic reduction (Urea) (XAL)	P	P	P	P
— Ram Active Air® (JFE)	P	P	P	P
— Winter front grille cover (packaged with Cold Weather Group) (XD6)	P	P	P	P



CHRYSLER

DODGE

FIAT®

JEEP®

RAM

LAW ENFORCEMENT

2019 RAM CHASSIS CABS (3500/4500/5500) STANDARD FEATURES AND OPTIONS	Tradesman® Reg/Crew	SLT Reg/Crew	Laramie Crew	Limited Crew
CPOS	2TA	2TG	2TH	2TM
<b>MECHANICAL FEATURES (continued)</b>				
Emissions — 50-state-compliant (NAS)	•	•	•	•
Engine Cooling — Heavy-duty (NMC)	•	•	•	•
Vehicle Speed (Max Speed Options) — 65-mph (JJ4)	0	0	0	0
— 70-mph (JJ5)	0	0	0	0
— 77-mph (JJ9)	0	0	0	0
Fuel Tank — 52-gallon, rear (NFH)	•	•	•	•
— 74-dual gallon – 52- and 22-gallon tanks (not available with gas on 63/93 models) (NLL)	0	0	0	0
— 22-gallon mid-ship fuel tank (optional on 3500 DD and 4500/5500 Chassis Cab models; standard on 3500 DF) (NFA)	0/•	0/•	0/•	0/•
Power Take-Off — Stationary elevated engine idle up (not available with LBN or LBV) (BNF)	•	•	•	•
— Right-side with AISIN® 6-speed (requires vinyl flooring) (LBN)	0	0	0	0
— Left-side with AISIN 6-speed (not available with LBN) (LBV)	0	0	0	0
— Split-shaft (packaged with Power Take-Off if diesel) (LBX)	P	P	P	P
— Hard-wired Remote Start <sup>(14)</sup> /Stop (packaged with Power Take-Off) (XBV)	P	P	P	P
Shock Absorbers — Front, heavy-duty (SFB)	•	•	•	•
— Rear, heavy-duty (SGB)	•	•	•	•
Skid Plate — Transfer case (included with Heavy-Duty Snowplow Prep Group (4x4 only)) (XEF)	0/P	0/P	0/P	0/P
Steering — Power, recirculating ball (SBE)	•	•	•	•
Suspension — Stabilizer Bar – Front (SHA)	•	•	•	•
— Heavy-duty front suspension; a stand-alone option for 4500/5500 only; includes taller front springs, increases max front GAWR to 7,000 (with the HEMI® V8) and max front GAWR to 7,250 (with the Cummins®); packaged with 4500/5500 Heavy-Duty Snowplow Prep Group (AHD) (AZB)	0/P	0/P	0/P	0/P
Tow Hooks — Black (XEA)	•	•	•	•
— Chrome (XHQ)			0	•
Trailer Tow — Seven wires (seven blunt cut wires, shrink-wrapped and labeled) (XFK)	•	•	•	•
Trailer Brake Controller — Stand-alone option for 3500; packaged with Electrical Accessory Group or Safety Group (XHC)	0/P	0/P	•	•
Transfer Case — Manual shift, part-time (4x4 only) (DK1)	•	•	•	•
— Electric shift, part-time (4x4 only) (DK3)	0	0	•	•
Transmission — Electronic range select (DH4)	•	•	•	•
Voltage Monitoring — Auto idle-up (packaged with Electrical Accessory, Rollback Carrier and Ambulance Prep Groups) (XF6)	0/P	0/P	0/P	0/P
<b>EXTERIOR FEATURES</b>				
Antenna — Shark fin (AM/FM; passenger-side roof) (RD3)	•	•	•	•
— Puck (satellite radio; driver's-side roof) (RD3)	P	•	•	•

CHRYSLER

DODGE

FIAT®

JEEP®

RAM

LAW ENFORCEMENT

2019 RAM CHASSIS CABS (3500/4500/5500) STANDARD FEATURES AND OPTIONS	Tradesman® Reg/Crew	SLT Reg/Crew	Laramie Crew	Limited Crew
CPOS	2TA	2TG	2TH	2TM
<b>EXTERIOR FEATURES (continued)</b>				
Bumpers — Bumper module II (X75)	•	•	•	•
— Front, Black (MB1)	S			
— Front, Chrome (included with Chrome Appearance Group) (MCT)	P	•	•	•
— Front, painted (MBA)				0
Cab Steps — Tubular side steps (Chrome; Regular Cab and Crew Cab) (MRT)	0	0	0	0
— Tubular side steps (Black; Regular Cab and Crew Cab) (MRU)	0	0	0	0
Door Handles — Black (packaged with low-volume paints) (MNA)	•			
— Chrome (MNE)		•	•	•
Engine Shut-Off Timer — 6.4L and 6.7L (5 minutes; dealer programmable from 1 to 60 minutes) (XCL)	0	0	0	0
Fog Lamps — Incandescent (LNJ)	0	0		
LED (packaged with Premium Lighting Group) (LNV)		P	•	•
Grille — Upper header/lower appliqué – Painted Matte Black (MM5)	S			
— Upper header/lower appliqué – Chrome (packaged with Chrome Appearance Group) (MNQ)	P	•	•	•
— Tradesman grille – Painted Matte Black nostrils (MFF)	•			
— Tradesman grille – Chrome nostrils (packaged with Chrome Appearance Group) (MAF)	P			
— SLT grille – Chrome nostrils/Gloss Black billets (MFH)		•		
— Laramie grille – Chrome nostrils/Chrome billets (MF1)			•	
— Limited grille (MFJ)				•
— Active grille shutters (MDX)	•	•	•	•
— Grille module (X79)	•	•	•	•
Headlamps — Auto-on (LMG)	•	•	•	•
— Headlamp-off – Time delay (LHD)	•	•	•	•
— Halogen, quad (LME)	•	•		
— LED-reflector (packaged with Premium Lighting Group) (LPX)		P	•	
— Hi-level signature LED-projector (LM6)				•
— Chrome headlamp bezels (MFP)	•	•	•	•
— Daytime running lamps (customer on/off programmability availability in radios) (LM1)	•	•	•	•
Lighting, Exterior Cab — Roof-mounted LED clearance lamps (LNC)	•	•	•	•
— CHMSL Delete, CHMSL/Cargo Lamp Plate (DD/DP only) (LP8)	•	•	•	•
— CHMSL (incandescent) and cargo lamps (standard on 3500 DF; not available with 3500 DD or 4500/5500 with CHMSL Camera or Surround-View Camera <sup>(22)</sup> ) (LPE)	0/•	0/•	0/•	0/•

CHRYSLER

DODGE

FIAT®

JEEP®

RAM

LAW ENFORCEMENT

2019 RAM CHASSIS CABS (3500/4500/5500) STANDARD FEATURES AND OPTIONS

	Tradesman® Reg/Crew	SLT Reg/Crew	Laramie Crew	Limited Crew
<b>CPOS</b>	2TA	2TG	2TH	2TM
<b>EXTERIOR FEATURES (continued)</b>				
Mirrors, Exterior — Black/manual (Regular Cab only) (GPD)	•			
— Black/power/heated/signal/puddle/running lights (packaged with L1 Equipment Group on Regular Cab Tradesman; standard on Crew Cab Tradesman) (GPG)	P/•	•		
— Black/power/heated/signal/puddle/running lights/trailer spotter (packaged on Tradesman and SLT with auxiliary Reverse lamps) (GU3)	P	P		
— Chrome/power/heated/signal/puddle/running light/power convex/trailer spotter (GYF)			•	•
Moldings — Limited Chrome body-side molding (MHE)				•
— Chrome belt moldings (MME)				•
Start Engine Features — Tip start (XBN)	•	•	•	•
Remote Start <sup>(14)</sup> System (XBM)		0	•	•
Tires, 3500 — LT275/70R18E BSW All-Season (standard with single rear wheel) (TCM)	•	•	•	•
— LT235/80R17E BSW All-Season (standard on 3L64 and 8L64; optional on 3L63, 8L63, 3L93 and 8L93) (TV2)	•	•	•	•
— LT235/80R17E OWL On-/Off-Road (optional 8L63, 8L64 and 8L93 with dual rear wheel) (TV3)	0	0	0	0
Tires, 4500/5500 — 225/70R19.5G BSW All-Position (4x2 models only) (TUV)	•	•	•	•
— 225/70R19.5G BSW All-Position front, rear traction (standard on 4x4; available for 4x2 models) (TUY)	•/0	•/0	•/0	•/0
— 225/70R19.5G BSW All-Traction (4x4 models only) (TUZ)	0	0	0	0
Taillamps — LED (not available with 3500 single rear wheel) (LAY)	0	0	0	0
Wheel Flares — Black (4500/5500 only) (MMZ)	•	•		
— Body-color (3500: optional on Tradesman and SLT; 4500/5500: optional on SLT) (MML)	0	0	•	•
Windshield Wipers — Variable/intermittent (JHA)	•	•	•	•
Wheel Well Liners — Front (MHR)	•	•	•	•
Wheels, 3500 Single Rear Wheel — 18 x 8-inch styled steel, painted Argent (WBN)	•			
— 18 x 8-inch Chrome-clad steel (packaged with Chrome Appearance Group) (WBH)	P	•		
— 18 x 8-inch polished Aluminum (WBL)	0	0	•	•
Wheels, 3500 Dual Rear Wheel — 17 x 6-inch steel, painted Argent steel (WFU)	•			
— 17 x 6-inch Chrome-clad (packaged with Chrome Appearance Group) (WD4)	P	•		
— 17 x 6-inch Aluminum (WF7)		0	•	•
Wheels, 4500/5500 Dual Rear Wheel — 19.5 x 6-inch steel (WP3)	•	•		
— 19.5 x 6-inch polished Aluminum (WP4)	0	0	•	•
— Spare, full-size (TBB)	0	0	0	0



CHRYSLER

DODGE

FIAT®

JEEP®

RAM

LAW ENFORCEMENT

2019 RAM CHASSIS CABS (3500/4500/5500) STANDARD FEATURES AND OPTIONS	Tradesman® Reg/Crew	SLT Reg/Crew	Laramie Crew	Limited Crew
CPOS	2TA	2TG	2TH	2TM
<b>INTERIOR FEATURES</b>				
Air Conditioning — Single-Zone manual temperature control (HAA)	•	•		
— Dual-Zone automatic temperature control (Crew Cab only; packaged with 8.4-inch radios) (HAF)		P	•	•
Auxiliary Switches — Six push-button switches (the sixth switch becomes a Power Take-Off on/off switch when Power Take-Off is ordered) (LHL)	•	•	•	•
<b>Consoles — Floor</b>				
— Storage tray (packaged with bench seats *TX, *V9, *M9 and *VL with the following conditions: with manual T-case; with Crew Cab and carpet) (CUY)	P	P	P	
— Lower center instrument-panel bin storage (replaces the instrument-panel storage drawer if manual shift T-case on SLT)	S	P		
— Center stack storage drawer (packaged with 40/20/40 seats *TX, *V9, *M9, *VL and *AP; requires electronic shift T-case for 4x4 models) (CW8)		P	P	
— Full-length upgraded floor console (packaged with bucket seats *MJ and *GJ) (CUP)		P	P	
— Full-length – Premium console (CVT)				•
<b>Console, Overhead — Incandescent lighting (packaged with L1 Equipment Group; standard on Crew Cab Tradesman) (CUN)</b>				
— Premium, includes LED overhead lamps (CUS)	P/•	•	•	•
<b>Door Locks — Manual (Regular Cab only) (JE8)</b>				
— Speed-sensitive door locks (packaged with L1 Group; standard on Crew Cab Tradesman) (JPH)	•			
— Remote keyless entry (packaged with L1 Group) (GXM)	P/•	•	•	
— Remote Proximity, Passive Keyless Entry (GXD)	P	•	•	•
<b>Floor Covering — Heavy-duty vinyl (CKJ)</b>				
— Heavy-duty vinyl option (CKW)	S			
— Carpet (CKE)		0	0	0
— Carpet (CKE)	0	•	•	•
<b>Floor Mats — Front, carpeted (Regular Cab; included with carpet) (CLA)</b>				
— Front and rear, carpeted (Crew Cab; included with carpet) (CLE)	P	•	•	
— Front and rear, carpeted with Limited badging (CLL)				•
— Front, rubber (Regular Cab; optional with carpet and vinyl) (CLY)	0	0		
— Front and rear, rubber (Crew Cab; optional with carpet and vinyl) (CLF)	0	0	0	0
<b>Heat (supplemental) — Rapid cabin supplemental heater (packaged with diesel) (HDB)</b>				
— Heat (supplemental)	P	P	P	P
<b>Instrument Cluster Displays — Cluster 3.5-inch Driver Information Display (JAE)</b>				
— Cluster 3.5-inch Color Driver Information Display (packaged with Heated Seats and Wheel Group or Premium Lighting Group) (JAK)	•	•		
		P		

CHRYSLER

DODGE

FIAT®

JEEP®

RAM

LAW ENFORCEMENT

2019 RAM CHASSIS CABS (3500/4500/5500) STANDARD FEATURES AND OPTIONS

	Tradesman® Reg/Crew	SLT Reg/Crew	Laramie Crew	Limited Crew
CPOS	2TA	2TG	2TH	2TM
<b>INTERIOR FEATURES (continued)</b>				
Cluster 7-inch Thin Film Transistor Color Display (packaged with Safety Group or Luxury Group) (JAL)	P	P	•	•
Key — Extra base metal key option (Regular Cab only; adds two keys for a total of four; each key includes a fob; not available with L1 Group, GXM or JPH) (GXJ)	0			
— Remote keyless entry (packaged with L1 Group) (GXM)	P	•	•	•
— Keyless Push-Button Start (GX4)	•	•	•	•
— Sentry Key® Theft Deterrent System (GXX)	•	•	•	•
Memory — Driver's seat only, exterior mirrors, power adjustable pedals, radio presets (packaged with P1 Group) (LEV)			P	•
Mirrors (inside; DD and DP only) — Day/night, manual (GNA)	•	•		
— Auto-dimming rearview with camera display (packaged with ParkView® Rear Back-Up Camera <sup>(22)</sup> if equipped with Radio 3.0; Safety Group on Tradesman requires either GN4 or GNK) (GN4)	P			
— Auto-dimming (packaged with Tradesman with Safety Group; Safety Group on Tradesman requires either GN4 or GNK; packaged with Dual-Zone automatic temperature control on SLT) (GNK)	P	P	•	•
Mirrors (inside; DF only) — Day/night, manual (packaged with 5-inch touchscreen radio on Tradesman) (GNA)	P	•		
— Auto-dimming with camera display (Safety Group on Tradesman requires either GN4 or GNK) (GN4)	•			
— Auto-dimming (packaged with Dual-Zone automatic temperature control on SLT; Safety Group on Tradesman requires either GN4 or GNK) (GNK)	P	P	•	•
Pedals — Power-adjustable (3500, 4500, 5500; packaged with ADA on SLT models) (XAP)		P	•	
— Power-adjustable with memory (3500, 4500, 5500; packaged with P1 Group on Laramie) (XAM)			P	•
Seats — Heavy-duty vinyl 40/20/40 split-bench front with manual adjust, rear full-length fold-up bench (Crew Cab only) (*TX)	•	0		
— Cloth 40/20/40 split-bench front seat with manual adjust, rear full-length fold-up bench (Crew Cab only) (*V9)	0	•		
— Premium cloth 40/20/40 split-bench front seat with power adjust for driver, rear 60/40 split fold-up bench with center fold-down armrest and fold-flat load floor (Crew Cab only) (*M9)		0		
— Premium cloth bucket seats with power adjust for driver and full-length center console, rear 60/40 split-folding bench with center fold-down armrest and fold-flat load floor (Crew Cab only) (*MJ)		0		
— Leather-trimmed 40/20/40 heated, split-bench seat with power adjust for driver and passenger (Regular Cab only) (*AP)		0		
— Leather-trimmed 40/20/40 heated, split-bench front seat with power adjust for driver and passenger, rear 60/40 split-folding bench with center fold-down armrest and fold-flat load floor (*VL)			•	
— Leather-trimmed, heated front bucket seats with full-length center console, power adjust for driver and passenger, 60/40 split-folding rear bench with center fold-down armrest and fold-flat load floor (*GJ)			0	
— Premium leather, heated and ventilated front bucket seats with full-length premium center console, power adjust for driver and passenger, 60/40 split-folding heated rear bench with center fold-down armrest and fold-flat load floor (*UL)				•

CHRYSLER

DODGE

FIAT®

JEEP®

RAM

LAW ENFORCEMENT

2019 RAM CHASSIS CABS (3500/4500/5500) STANDARD FEATURES AND OPTIONS

	Tradesman® Reg/Crew	SLT Reg/Crew	Laramie Crew	Limited Crew
CPOS	2TA	2TG	2TH	2TM
<b>INTERIOR FEATURES (continued)</b>				
Seat Delete Options — Delete front center seat (available with *TX, *V9 and *M9) (CJT)	0	0		
— Delete rear seat (Crew Cab; available with *TX, *V9, *M9 and *MJ) (CF8)	0	0		
Seat Belts — Front, shoulder, height-adjustable (CGD)	•	•	•	•
— Red (CGQ)	0	0	0	
Steering — Cruise control (NHM)	•	•	•	•
— Tilt column (SUA)	•	•	•	•
— Four-spoke, urethane (SCF)	•	•		
— Leather-wrapped with remote audio control buttons (packaged with Safety Group; packaged with Luxury Group or Comfort Group on SLT models; packaged with *AP seats) (SCV)	P	P	•	
— Leather-wrapped steering wheel with real wood, audio controls and heat (SCW)				•
— Audio controls (packaged with leather-wrapped steering wheels) (RDZ)	P	P	P	P
— Heated steering wheel (packaged with Heated Seats and Wheel Group or Leather Seating) (NHS)		P	•	•
Storage — Front, behind seat (Regular Cab only) (CU3)	•	•		
— Front, center seat cushion (packaged with *VL, *M9 and *AP seats) (CVH)	P	P	P	
— Rear underseat storage (standard with Crew Cab only) (CUE)	•	•	•	•
— Fold-flat load floor (packaged with *M9 and *MJ seats with Crew Cab) (CVN)		P	•	•
Turn Signals — One-touch three-blink lane-change feature	•	•	•	•
Telematics — Ram Telematics™ System by Verizon® Connect (RFQ)	0	0	0	0
Upfitter Interface — Vehicle System Interface Module (XXS)	•	•	•	•
Universal Garage Door Opener (packaged with Luxury Group) (XGD)		P	•	•
Visors — Passenger-side vinyl visor with mirror (GNM)	•			
— Passenger-side cloth visor with lighted mirror (GN6)		•		
— Passenger/driver cloth incandescent illuminated mirrors, Universal Garage Door Opener (packaged with Luxury Group) (GNC)		P	•	•
Windows — Manual (Regular Cab only) (JF8)	•			
— Power, front with driver's one-touch down (Regular Cab only; packaged with L1 Group) (JPY)	P	•		
— Power, front and rear with driver's one-touch up-and-down (Crew Cab models only) (JP3)	•	•	•	•
— Rear backlight, fixed (GJD)	•	•		
— Rear backlight, sliding (GFD)	0	0		
— Rear backlight, power-sliding (Crew Cab models only; packaged with Luxury Group; requires L1 Group for Tradesman) (GFE)	0	P	•	•
— Rear defrost (not available with manual-sliding window (GFD)) (GFA)	0	0	•	•

CHRYSLER

DODGE

FIAT®

JEEP®

RAM

LAW ENFORCEMENT

2019 RAM CHASSIS CABS (3500/4500/5500) STANDARD FEATURES AND OPTIONS

	Tradesman® Reg/Crew	SLT Reg/Crew	Laramie Crew	Limited Crew
CPOS	2TA	2TG	2TH	2TM
<b>UCONNECT® MULTIMEDIA</b>				
Uconnect Voice Command with Bluetooth® (XRB)	•	•	•	•
Compass — Compass display in the radio (Tradesman availability only with optional 5-inch radio) (JFJ)	P	•	•	•
GPS Antenna Input on Radio (packaged with 5-inch, 8.4-inch and 12-inch radios) (JLP)	P	P	P	P
Connectivity — Front: Media Hub – Includes two fully functional Type A/C USB port pairs and one auxiliary jack (four USB connection points) (RSF)	•	•	•	•
— Middle: 2.5-amp charge-only single USB port (located in center console or armrest) (RS3)	•	•	•	•
— Rear: Dual remote USB port two A/C pairs; one pair fully functional, one pair charge-only (packaged with Luxury Group) (RS4)		P	•	•
— Auxiliary headphone jack for mobile devices (RSU)	•	•	•	•
— Wireless charging pad (includes CD player; packaged with P2 Group) (RFX)			P	•
CD Player — Single-disc remote (packaged with P1 Group or wireless charging pad) (RH1)	0	0	0/P	•
Power — Accessory delay (JKY)	•	•	•	•
— Auxiliary outlets (one battery and one ignition-fed) (JJJ)	•	•	•	•
— 115-volt auxiliary power outlet, instrument panel-mounted (requires L1 Group; packaged with Luxury Group) (JKV)	0	P	•	•
— 115-volt auxiliary power outlet, rear-facing (located on rear center seat cushion; Crew Cab only; packaged with Luxury Group) (JJN)		P	•	•
— 400-watt inverter (packaged with JKV and JJN) (XHR)	P	P	P	P
Radios — Uconnect 3.0 with Bluetooth (UA1)	•			
— Uconnect 3 with 5-inch touchscreen display, Bluetooth and SiriusXM® Satellite Radio <sup>(6)</sup> (UAA)	0	•		
— Uconnect 4 with 8.4-inch touchscreen display, Bluetooth and SiriusXM Satellite Radio <sup>(6)</sup> (UAM)	0	0	•	
— Uconnect 4C NAV with 8.4-inch touchscreen display, navigation, Bluetooth, SiriusXM Satellite Radio <sup>(6)</sup> and HD Radio (packaged with P2 Group; SLT option is Crew Cab only) (UAV)		0	0/P	
— Uconnect 4C NAV with 12-inch touchscreen display, navigation, Bluetooth, SiriusXM Satellite Radio <sup>(6)</sup> and HD Radio (optional with Luxury Group on SLT; requires P1 Group on Laramie) (UAX)		0	0	•
— Radio controls – Steering wheel-mounted audio controls (packaged with leather-wrapped steering wheel (SCV) and (SCW); Safety Group on Tradesman and Luxury Group on SLT models) (RDZ)	P	P	•	•
SiriusXM Satellite Radio <sup>(6)</sup> (RSD)	0	•	•	•
SiriusXM Travel Link <sup>(6)</sup> (packaged with 8.4-inch or 12-inch NAV radios) (RSM)		P	P	•
SiriusXM Traffic Plus <sup>(6)</sup> (packaged with 8.4-inch or 12-inch NAV radios) (RTB)		P	P	•
SiriusXM Guardian™ <sup>(4)</sup> (assist and SOS calls; packaged with 8.4-inch or 12-inch NAV radios) (RSK)		P	P	•
SiriusXM 360L <sup>(6)</sup> (packaged with 12-inch radio) (RTU)		P	P	P

CHRYSLER

DODGE

FIAT®

JEEP®

RAM

LAW ENFORCEMENT

2019 RAM CHASSIS CABS (3500/4500/5500) STANDARD FEATURES AND OPTIONS	Tradesman® Reg/Crew	SLT Reg/Crew	Laramie Crew	Limited Crew
CPOS	2TA	2TG	2TH	2TM
<b>UCONNECT® MULTIMEDIA (continued)</b>				
Speakers — Four standard (Regular Cab only) (RCD)	•			
— Six speakers (standard on Crew Cab Tradesman) (RCG)	•	•		
— Premium speakers: seven speakers and amplifier (Regular Cab only) (RCK)		0		
— Nine Alpine® speakers with subwoofer (Crew Cab only) (RC3)		0	•	•
— Ultra premium speakers: 17 amplified speakers (Surround Sound) (RCA)			P	P
<b>SAFETY &amp; SECURITY</b>				
Air Bags <sup>(2)</sup> — Multistage front (3500/4500/5500) (CG3)	•	•	•	•
— Driver-side only (Deletes Passenger-Side Air Bag <sup>(2)</sup> ; not available with DF) (CGT)	0	0		
— Supplemental front-seat side air bag <sup>(2)</sup> (DF 3500 only) (CJ1)	•	•	•	•
— Supplemental side air bags <sup>(2)</sup> (DF 3500 model only) (CGS)	•	•	•	•
Belt Alert — Driver	•	•	•	•
— Passenger (DF only) (LAX)	•	•	•	•
Brakes — Power-assisted four-wheel antilock disc (BRT)	•	•	•	•
Electronic Stability Control <sup>(3)</sup> — Four-channel ABS, Electronic Brake-Force Distribution, Traction Control, Ready Alert Braking, Brake Assist, Hydraulic Boost Compensation, Rain Brake Support, Engine Drag Control, Trailer Sway Control, <sup>(3)</sup> Electronic Roll Mitigation and Hill Start Assist (BNB)	•	•	•	•
Cameras — ParkView® Rear Back-Up Camera <sup>(22)</sup> (display in rearview mirror with Uconnect 3.0) (XAC)	0 (• DF)	0 (• DF)	0 (• DF)	•
— Cargo camera (requires 8.4-inch or 12-inch radio; includes LED CHMSL and cargo lamps) (LPD)		0	0	0
— Auxiliary wired camera (not available with LPD; requires 8.4-inch or 12-inch radio; late availability) (XPN)		0	0	0
— Auxiliary Camera Prep (packaged with XPN; includes vehicle trailer wiring, camera HMI in radio and 12-pin connector at rear frame rail; late availability) (XFQ)		0/P	0/P	0/P
— Surround-View Camera <sup>(22)</sup> (five digital cameras; includes ParkSense® Front and Rear Park Assist <sup>(5)</sup> and CHMSL camera; packaged with Towing Technology Group and M1 Group) (XAK)		0/P	0/P	0/P
ParkSense Rear Park Assist <sup>(5)</sup> (XAA)	0	0	0	
ParkSense Front and Rear Park Assist <sup>(5)</sup> (requires fog lamps for Tradesman and SLT) (XAG)	0	0	0	•
<b>SAFETY FEATURES</b>				
Security Alarm <sup>(18)</sup> (LSA)		0	•	•
Back-Up Alarm (audible alarm when vehicle is in Reverse) (XAW)	0	0	0	0
Adaptive Cruise Control with Stop <sup>(12)</sup> (packaged with Safety Group and M1 Group) (NH3)	P	P	P	P
Ready Alert Braking (BHD)	•	•	•	•
Full-Speed Forward Collision Warning Plus <sup>(11)</sup> (packaged with Safety Group and M1 Group) (LSU)	P	P	P	P
Tire Fill Alert (requires 5-inch radio and XBT for Tradesman DD/DP models, and 5-inch radio for Tradesman DF) (LAW)	0	0	•	•

CHRYSLER

DODGE

FIAT®

JEEP®

RAM

LAW ENFORCEMENT

2019 RAM CHASSIS CABS (3500/4500/5500) STANDARD FEATURES AND OPTIONS

	Tradesman® Reg/Crew	SLT Reg/Crew	Laramie Crew	Limited Crew
<b>CPOS</b>	2TA	2TG	2TH	2TM
<b>SAFETY FEATURES (continued)</b>				
Selectable Tire Fill Alert (packaged with 8.4-inch and 12-inch radios with SLT) (LA5)		P	•	•
Tire Pressure Information System (DD/DP only) (XBT)	0	•	•	•
Tire Pressure Monitoring Display (DF only) (XGM)	•	•	•	•
Trailer Tire Pressure Monitoring (requires L1 Group on Tradesman) (XG9)	0	0	0	0
Trailer Reverse Guidance (packaged with Towing Technology Group) (XPU)	P	P	P	P
DOT-Certified Roadside Safety Kit (DOT fire extinguisher, three reflecting triangles, spare fuses, two Red vinyl flags) (ACL)	0	0	0	0
Auto High-Beam Headlamp Control (packaged with Safety Group) (LMS)	P	P	P	•
Rain-Sensing Wipers (packaged with Safety Group) (JHC)	P	P	P	•
Auxiliary Reverse Lamps (requires L1 Group on Tradesman; packaged with Towing Technology Group) (LPF)	0	0/P	•	•
<b>PACKAGES / EQUIPMENT GROUPS</b>				
Electrical Accessory Group — Includes 220-amp alternator, Voltage Monitoring Auto Idle Up System and trailer brake controller (ADH)	0	0	0	0
Ambulance Prep Group — Includes 220-amp alternator, Voltage Monitoring Auto Idle Up System, remote rear heat/air conditioning (provides ability to run auxiliary mounted heater and air conditioning independently of instrument-panel controls) and air conditioning line tap and engine coolant access for upfitter (AH2)	0	0	0	0
Chrome Appearance Group — Includes Chrome front bumper, Chrome grille and Chrome-clad steel wheel on 3500 models (AMP)	0			
Cold Weather Group — Includes engine block heater cord and winter front grille cover (diesel only) (ADE)	0	0	0	0
Heated Seats and Wheel Group (Comfort Group) — Includes heated cloth front seats, heated leather-wrapped steering wheel with audio controls and 3.5-inch Driver Information Display cluster with color display (optional with *M9 and *MJ) (AGF)		0		
Tradesman Level 1 Equipment Group (L1) — Includes overhead console (Regular Cab), power windows (Regular Cab), power door locks (Regular Cab), power Black trailer-tow mirrors (Regular Cab), upgraded door trim panels (Regular Cab), remote keyless entry and Satin Chrome interior door handles (A61)	0			
Laramie Level 1 Equipment Group (P1) — Includes Auto High-Beam Headlamp Control, rain-sensing wipers, foam bottle door inserts, ventilated three-level front driver/passenger seats, power adjustable pedals, memory for radio, driver, seat, mirror, pedals and CD player (A66)			0	
Laramie Level 2 Equipment Group (P2) — Includes P1 Equipment Group, Uconnect® 4C NAV with 8.4-inch touchscreen display, 17 premium speaker system, wireless charging pad (requires bucket seats) and rear seat heat (three-level) (A67)			0	
Limited Level 1 Equipment Group (M1) — Includes 17 premium speaker system, Full-Speed Forward Collision Warning Plus with Auto Emergency Braking, <sup>(1)</sup> Adaptive Cruise Control with Stop <sup>(12)</sup> and Surround-View Camera System <sup>(22)</sup> (A69)				0
Premium Lighting Group — Includes LED headlamps, LED fog lamps and 3.5-inch Driver Information Display cluster with color display (AD6)		0		



CHRYSLER

DODGE

FIAT®

JEEP®

RAM

LAW ENFORCEMENT

2019 RAM CHASSIS CABS (3500/4500/5500) STANDARD FEATURES AND OPTIONS	Tradesman® Reg/Crew	SLT Reg/Crew	Laramie Crew	Limited Crew
CPOS	2TA	2TG	2TH	2TM
<b>PACKAGES / EQUIPMENT GROUPS (continued)</b>				
Safety Group — Includes rearview auto-dimming mirror, Auto High-Beam Headlamp Control, Forward Collision Warning Plus with Auto Emergency Braking <sup>(11)</sup> Adaptive Cruise Control with Stop, <sup>(12)</sup> rain-sensing wipers, leather-wrapped steering wheel, trailer brake controller, and 7-inch Driver Information Display cluster for Tradesman and SLT (requires L1 Group and 5-inch touchscreen radio for Regular Cab Tradesman) (AAU)	0	0	0	0
Towing Technology Group — Includes Surround-View Camera, <sup>(22)</sup> Trailer Reverse Guidance, auxiliary reverse lamps, mirror-mounted and power convex mirrors (requires 8.4-inch or 12-inch radio) (AAN)	0	0	0	0
Heavy-Duty Snowplow Prep Group — Includes 220-amp alternator, transfer case skid plate and Heavy-Duty Front Suspension Group (optional on 3500 4x4 and 4500/5500 4x2 and 4x4 models) (AHD)	0	0	0	0
Luxury Group — Includes passenger/driver cloth visors with incandescent illuminated mirrors, Universal Garage Door Opener, rear dome lamp with on/off switch, 7-inch Driver Information Display cluster with color display, leather-wrapped steering wheel with remote audio control buttons, power-sliding rear window (Crew Cab only), foam bottle door insert, front 115-volt outlet, rear 115-volt outlet (Crew Cab only), upper and lower glove box lighting, power adjustable pedals, rear dual remote USB port (charge-only), overhead console, and upper glove box door with SLT badge (ADA)		0		
Max Tow Package — Includes 12-inch rear axle with 4.10 axle ratio (3500), 4.44 axle ratio (4500) or 4.89 axle ratio (5500) (requires 6.7L diesel with heavy-duty AISIN® 6-speed and trailer brake controller) (AHQ)	0	0	0	0
Max Payload Package — Includes 19,000-lb GVWR on 63 and 93 models, 19,500-lb GVWR on 64, 65, 66, 94 models, and 4.89 axle ratio (5500 gas only) (AH5)	0	0	0	0
Rollback Carrier Group — Includes voltage monitoring auto idle up system, rollback carrier adaptation brackets, 220-amp alternator, left- or right-side Power Take-Off and 22-gallon mid-ship gas tank (5500 only) (AH1)	0	0		
Rear Interior Trim Delete Group — Includes Delete Front Center Seat, Delete Rear Floor Storage Tray and Delete Cab Back Trim Panel (Regular Cab only) (AS8)	0	0		
15,000 GVWR Package — Includes 15,000-lb Gross Vehicle Weight Rating (4500) 4x2 (Z4B), 4x4 (Z9B) (Z4B, Z9B)	0	0	0	0
16,000 GVWR Package — Includes 16,000-lb Gross Vehicle Weight Rating (4500) 4x2 (Z4C), 4x4 (Z9C) (Z4C, Z9C)	0	0	0	0

• = Included. P = Available within Package noted. 0 = Optional. F = Fleet only.