

2018 JEEP WRANGLER

UP TO
21 MPG⁽⁷⁾
HWY

UP TO
3,500^(1,3)
TOWING (LB)

6-SPEED
MANUAL TRANS



Properly secure all cargo.



SELECT STANDARD FEATURES

- 3.6L Pentastar® V6 engine
- Air bags⁽²⁾ — Advanced multistage driver and front-passenger
- Auxiliary power accessory outlet — 12-volt
- Brakes — Antilock four-wheel disc
- Command-Trac® 4WD — Sport and Sahara® models
- Electronic Stability Control⁽³⁾ — With Brake Assist, All-Speed Traction Control and Electronic Roll Mitigation
- Floor mats — Carpeted; two in front on Wrangler; two in front and two in the rear on Wrangler Unlimited
- Fog lamps
- Full-size spare tire with matching wheel
- Hill Start Assist
- Mirrors — Rearview day/night and exterior
- Rear outboard head restraints⁽¹⁾
- Rock-Trac® 4WD — Rubicon® models
- Seats — Rear folding
- Sentry Key® — Antitheft engine immobilizer
- Skid plates for fuel tank and transfer case
- Steering wheel-mounted speed/cruise controls

SAFETY & SECURITY

- Air bags⁽²⁾ — Advanced multistage driver and front-passenger — Standard
- Electronic Roll Mitigation — Standard
- Energy-absorbing front-rail extensions — Standard
- Enhanced Accident Response System — Standard
- Hill Start Assist — Standard
- Rear outboard head restraints⁽¹⁾ — Standard
- Remote Keyless/Illuminated Entry — Available
- Sentry Key Antitheft Engine Immobilizer — Standard
- Skid plates, fog lamps and tow hooks — Standard
- Supplemental front-seat-mounted side air bags⁽²⁾ — Available
- Tire Pressure Monitoring Warning Lamp — Standard
- Trailer Sway Control⁽³⁾ — Standard
- Uconnect® Voice Command⁽⁴⁾ with Bluetooth®; LED headlamps and LED fog lamps — Available

ENGINES	HORSEPOWER	TORQUE
3.6L Pentastar V6	285 hp @ 6,400 rpm	260 lb-ft of torque @ 4,800 rpm

2018 JEEP WRANGLER



EXTERIOR DIMENSIONS⁽¹⁾ (Based on Rubicon[®] Unlimited model)

Wheelbase	116
Overall Length (includes spare tire)	184.9
Overall Width	73.7
Height with Roof Rack	72.6
Running Ground Clearance	10
Approach Angle (deg), with Air Dam	42.2
Departure Angle (deg)	32.5
Breakover Angle (deg)	21.2
Turning Diameter (max) (ft)	40.8
Front Track	61.9
Rear Track	61.9
Base Curb Weight (lb)	4,315

INTERIOR DIMENSIONS⁽¹⁾

1st Row	
— Head Room	41.3
— Leg Room	41.0
— Shoulder Room	55.8
— Hip Room	55.6
2nd Row	
— Head Room	40.4
— Leg Room	37.2
— Shoulder Room	56.8
— Hip Room	56.7
Cargo Volume — Behind 2nd row (cu ft)	31.5
Cargo Volume — With 2nd row folded (cu ft)	70.6
Seating Capacity	5
Fuel Tank Capacity (gal)	22.5

⁽¹⁾All dimensions in inches unless otherwise noted. ⁽²⁾EPA estimated. Actual mileage may vary.


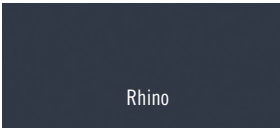







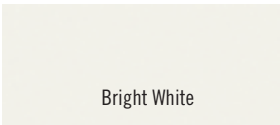
TOWING

Tow Class (max)	II
Maximum Towing (lb)	3,500

FUEL ECONOMY

2017 Fuel Economy (mpg) ⁽²⁾	
— 3.6L with Manual transmission	16 / 21
— 3.6L with Automatic transmission	16 / 20

EXTERIOR PAINT COLORS

 Black	 Rhino
 Granite Crystal Metallic	 Billet Silver Metallic
 Deep Cherry Red Crystal Pearl	 Chief
 Firecracker Red	 Gobi
 Acid Yellow (Representative color sample)	 Bright White

STANDARD FEATURES AND OPTIONS	Wrangler (two-door)				Wrangler Unlimited (four-door)				
	Sport	Sport S	Sahara®	Rubicon®	Sport	Sport S	Sahara	RHD	Rubicon
CPOS PACKAGE	2TB	2TS	2TG	2TR	2TC	2TS	2TG	2TU	2TR
ENGINES	TRANSMISSIONS								
Pentastar® 3.6L V6 SMPI (ERB/DGJ)	5-speed Automatic								
Pentastar 3.6L V6 SMPI (ERB/DEH)	6-speed Manual								
MECHANICAL FEATURES/CAPABILITY									
Axle Ratios — 3.21:1 (DMC)	•	•	•		•	•	•	•	
— 3.73:1 (included with Automatic transmission on Rubicon) (DME)	0	0	0	P	0	0	0	0	P
— 4.10:1 with standard Manual transmission on Rubicon; available with Manual transmission on Sport and Sahara (DMF)	0	0	0	•	0	0	0	0	•
Axles — Dana® 30 solid front (DJR)	•	•	•		•	•	•	•	
— Dana 44 heavy-duty solid rear (DRZ)	•	•	•	•	•	•	•	•	•
— Dana 44 heavy-duty solid front (DJS)				•					•
Differentials — Trac-Lok® limited-slip rear (DSA)		0	0		0	0	0	0	
— Tru-Lok® front and rear, electronic remote locking (DSE)				•					•
Sway Bar Disconnect — Electronically controlled, front (SHG)				•					•
Towing — Trailer Tow Group: includes Class II hitch receiver, four-pin adapter (AHT)	0	0	0	0	0	0	0		
— Max Tow Package: includes Class II hitch receiver, four-pin adapter and 3.73 axle ratio (or 4.10 for Rubicon, if so equipped) (AHQ)					0	0	0		0
Trailer Sway Control ⁽³⁾ (BNT)	•	•	•	•	•	•	•	•	•
Transfer Case/4WD System — Command-Trac® NV241, part-time, shift-on-the-fly transfer case (DHE)	•	•	•		•	•	•	•	
— Rock-Trac® NV241 OR, part-time, shift-on-the-fly transfer case; 4:1 low-gear ratio (DHW)				•					•
EXTERIOR FEATURES									
Accents — Body-color front/rear bumper inserts (MC5/MD5)			•				•		
Fender Flares — Accent-color, Black (MUG)	•	•		•	•	•		•	•
— Body-color (requires body-color three-piece hardtop) (MML)			•	0			•		0
Glass — Deep-tint sunscreen rear and quarter (GCD)		0	•	0		•	•		•
— Tinted front doors (requires full-metal doors) and windshield (GBB/GCB)	•	•	•	•	•	•	•	•	•
— Tinted rear quarters and liftgate (packaged with Black three-piece hardtop on Sport and Rubicon; packaged with body-color hardtop on Rubicon) (GED)	P	P		P	P	P			P
— Power windows, front one-touch down (packaged with Power Convenience Group) (JPY)	P	P	P	P	P	P	P	P	P
Doors — Full-metal with roll-up glass windows, removable (GCF)	•	•	•	•	•	•	•	•	•
— Half doors, ⁽¹⁵⁾ removable, half-framed metal with plastic windows with manual door locks/windows (requires soft top; not available with power windows/doors) (GCH)		0		0	0	0			0

SEDANS
MINIVANS/
CROSSOVERS
SPORT UTILITY
TRUCKS/
COMMERCIAL
LAW
ENFORCEMENT
GREEN
TECHNOLOGY
ENGINES/
TRANSMISSIONS

EXTERIOR FEATURES (continued)	Wrangler (two-door)				Wrangler Unlimited (four-door)				
	Sport	Sport S	Sahara®	Rubicon®	Sport	Sport S	Sahara	RHD	Rubicon
CPOS PACKAGE	2TB	2TS	2TG	2TR	2TC	2TS	2TG	2TU	2TR
Grille — Body-color (MFT)	•	•	•	•	•	•	•	•	•
— Fine Silver inserts (MUZ)			•				•		
Lighting — Halogen headlamps (LMA)	•	•			•	•		•	
— LED reflector headlamps (packaged with LED Lighting Group) (LPX)	P	P	•	•	P	P	•		•
— Fog lamps (LNJ)	•				•			•	
— LED fog lamps (packaged with LED Lighting Group) (LNV)	P	P	•	•	P	P	•		P
— Automatic headlamps (LMG)			•	•			•		•
Mirrors — Manual foldaway (packaged with half-metal doors) (GTP)	•	•		•	•	•			P
— Power heated (packaged with Power Convenience Group; requires full-metal doors) (GTB)	P	P	•	P	P	P	•	•	•
Side Steps — Tubular, diamond-plate surface pattern (MRK)		0	•	•		0	•		
Rock Rails — Black, painted steel, heavy-duty, protective (MEF)				•					•
Skid Plates — For fuel tank and transfer case (XEE/XEF)	•	•	•	•	•	•	•	•	•
Tires — P225/75R16 Goodyear® Wrangler ST, BSW, On-/Off-Road (TRM)	•				•			•	
— P255/75R17 Goodyear Wrangler SR-A, OWL, On-/Off-Road (TUF)		•				•			
— P255/70R18 Bridgestone® Dueler All-Terrain, OWL, On-/Off-Road (TT6)			•				•		
— LT255/75R17 BFGoodrich® Mud-Terrain, BSW, Off-Road (TT7)				•					•
Tops — Sunrider® folding Soft Top with sunroof feature (MX4)	•	•	•	•	•	•	•		•
— Premium Sunrider Soft Top (packaged with Dual Top Group) (MX5)	0	0	0	0	0	0	0	P	0
— Freedom Top® three-piece modular hardtop with rear wiper/washer, rear defroster, full-framed doors and Freedom Panel storage bag (CHD)	0	0	0	0	0	0	0	•	0
— Body-color three-piece hardtop (MX1)			0	0			0		0
Tow Hooks — Two front, one rear (XEW)	•	•	•	•	•	•	•	•	•
Wheels — 16-inch slot/spoke, steel, painted Argent (WLC)	•				•			•	
— 16-inch slot/spoke, steel, painted Black (WNP)	0				0			0	
— 17-inch Moab, cast aluminum, painted Sparkle Silver (WFF)		•				•			
— 18-inch polished Sparkle Silver with Granite Crystal painted pockets (WFC)			•				•		
— 17-inch polished Mineral Gray with 32-inch BFGoodrich Mud-Terrain tires (WFA)				•					•
— 18-inch seven-spoke, polished aluminum (WPT)			0				0		
INTERIOR FEATURES									
Air Conditioning — Manual temperature controls (HAA)	0	•	•	•	•	•	•	•	•
— Automatic temperature controls (HAB)			0	0			0		0
Console — Full-floor with front and rear cup holders, locking storage and armrest (CUF)	•	•	•	•	•	•	•	•	•

SEDANS
MINIVANS/
CROSSOVERS
SPORT UTILITY
TRUCKS/
COMMERCIAL
LAW
ENFORCEMENT
GREEN
TECHNOLOGY
ENGINES/
TRANSMISSIONS

INTERIOR FEATURES (continued)	Wrangler (two-door)				Wrangler Unlimited (four-door)				
	Sport	Sport S	Sahara®	Rubicon®	Sport	Sport S	Sahara	RHD	Rubicon
CPOS PACKAGE	2TB	2TS	2TG	2TR	2TC	2TS	2TG	2TU	2TR
Floor Mats — Front (CLC)	•	•	•	•					
— Front and rear (CLE)					•	•	•	•	•
— Reversible cargo mat with Jeep Brand logo (not available with nine-speaker Alpine® Premium Audio System) (CKL)	•	•	•	•	•	•	•	•	•
— Mopar® Slush Mats (packaged with Cold Weather Group) (CWA)	O/P	O/P	0	O/P	O/P	O/P	0	0	O/P
Lighting — Rear cargo dome with on/off switch (LHE)					•	•	•	•	•
— Front dome light with on/off switch (LCL)	•	•	•	•	•	•	•	•	•
Mirror — Rearview day/night mirror (packaged with half-metal doors) (GNA)	•	•		•	•	•			P
— Auto-dimming with reading lights (packaged with Power Convenience Group) (GNX)	P	P	•	P	P	P	•	•	P
Remote Keyless Entry (packaged with Power Convenience Group) (GXM)	P	P	•	P	P	P	•	•	•
Remote Start System — Integrated key fob controls (packaged with Cold Weather Group; requires Power Convenience Group and Automatic transmission) (XBM)	P	P	0	0	P	P	0		0
Seating — Monotone cloth seats (*A7)	•	•	•	•	•	•	•	•	•
— Leather-trimmed, monotone (*AL)			0	0			0		0
— Heated front seats (included with leather trim; packaged with Cold Weather Group on Sport and Rubicon; packaged with Mopar Premium Sound and Leather Group on all trims) (JPM)	P	P	O/P	O/P	P	P	O/P		O/P
— Fold-and-Tumble rear bench seat, removable (CFM)	•	•	•	•					
— Split-folding (60/40) with self-articulating outboard head restraints ⁽¹⁾ (CFN)					•	•	•	•	•
Steering Wheel — Mounted audio controls (RDZ)	•	•	•	•	•	•	•	•	•
— Urethane/vinyl (SCA)	•				•				
— Leather-wrapped, with speed control (packaged with Connectivity Group) (SCV)	P	•	•	•	P	•	•	•	•
Wash-out Interior — With removable carpet and drain plugs	•	•	•	•	•	•	•	•	•
UCONNECT®/MULTIMEDIA									
Audio System — Eight speakers (RCG)	•	•	•	•	•	•	•	•	•
— Nine Alpine speakers with all-weather subwoofer and 552-watt amplifier (RC9)	0	0	0	0	0	0	0	0	0
Power Outlet — 12-volt (JJJ)	•	•	•	•	•	•	•	•	•
— 115-volt to power household items, laptops, etc. (packaged with Mopar Premium Sound and Leather Group) (JKV)	P	P	•	•	P	P	•		•
Radio 130 — AM/FM/CD radio with MP3/WMA support and audio input jack (RES)	•	•	•	•	•	•	•	•	•
Radio 430 — AM/FM/CD/DVD ⁽⁸⁾ /MP3/HDD with 6.5-inch touchscreen (RBZ)	0	0			0	0			
Radio 430N — AM/FM radio, CD/DVD ⁽⁸⁾ /MP3, audio input jack, 40GB HDD (28GB available), USB port, 6.5-inch touchscreen, steering-wheel music controls, Garmin® Navigation, SiriusXM® Satellite Radio ⁽⁶⁾ and SiriusXM Travel Link ⁽⁶⁾ with a one-year trial subscription included (Bluetooth® Streaming Audio and additional USB ports are available) (RHB)			0	0			0		0
Remote USB Port — Located in center console (packaged with Radio 130) (RSX)	•	•	•	•	•	•	•	•	•

SEDANS
MINIVANS/
CROSSOVERS
SPORT UTILITY
TRUCKS/
COMMERCIAL
LAW
ENFORCEMENT
GREEN
TECHNOLOGY
ENGINES/
TRANSMISSIONS

UCONNECT®/MULTIMEDIA (continued)	Wrangler (two-door)				Wrangler Unlimited (four-door)				
	Sport	Sport S	Sahara®	Rubicon®	Sport	Sport S	Sahara	RHD	Rubicon
CPOS PACKAGE	2TB	2TS	2TG	2TR	2TC	2TS	2TG	2TU	2TR
SiriusXM® Satellite Radio ⁽⁶⁾ — Includes a one-year trial subscription (RSC)	0	0	•	•	0	0	•		•
SiriusXM Travel Link ⁽⁶⁾ — Includes a five-year trial subscription (packaged with Radio 430N) (RSM)	P	P	P	P	P	P	P		P
Uconnect Voice Command ⁽¹⁴⁾ — Hands-free calling with address book ⁽³²⁾ and Bluetooth® (included with Connectivity Group) (RSP)	P	P	P	P	P	P	P		P
Uconnect WiFi ⁽⁹⁾ Internet Connection and WiFi Hotspot — A dealer-installed, Authentic Jeep Brand Accessory by Mopar® (subscription required; sold separately) (82211856AC)	0	0	0	0	0	0	0	0	0
SAFETY & SECURITY									
Air Bags ⁽²⁾ — Advanced multistage driver and front-passenger (CG3)	•	•	•	•	•	•	•	•	•
— Supplemental front-seat-mounted side (CJ1)		0	0	0		0	0		0
Antilock Brake System — With Hydraulic Assist Braking (BPT)	•	•	•	•	•	•	•	•	•
Electronic Roll Mitigation (BNS)	•	•	•	•	•	•	•	•	•
Electronic Stability Control ⁽³⁾ — Includes hydraulic assist brake booster and traction control (BNB)	•	•	•	•	•	•	•	•	•
Hill Descent Control (packaged with 5-speed Automatic transmission) (BNH)	P	P	P	P	P	P	P	•	P
Hill Start Assist (BNG)	•	•	•	•	•	•	•	•	•
Sentry Key® Antitheft Engine Immobilizer (GXX)	•	•	•	•	•	•	•	•	•
PACKAGES/EQUIPMENT GROUPS									
Cold Weather Group — Includes engine block heater, remote start system, Mopar Slush Mats and heated front seats; also includes Power Convenience Group on two-door Sport S and Rubicon; includes heavy-duty suspension and LT265/70R17C Goodyear® Eagle KO2 Tires on Sport S (ADE)		0		0		0			0
Connectivity Group — Includes Electronic Vehicle Information Center, Uconnect Voice Command ⁽¹⁴⁾ Tire Pressure Monitoring Display and leather-wrapped steering wheel (AAJ)	0	0	0	0	0	0	0		0
Dual Top Group — Includes three-piece hardtop (Black or body-color) and soft top (AEM)		0	0	0		0	0		0
LED Lighting Group — Includes LED fog lamps and LED reflector headlamps (AD6)	0	0			0	0		0	
Max Tow Package — Includes Class II hitch receiver, four-pin adapter and 3.73 axle ratio (or 4.10 for Rubicon, if so equipped) (AHQ)					0	0	0		0
Mopar Black Appearance Group — Includes Black Tubular Side Steps, Black Fuel Filler Door and Black Taillamp Guards (all are Authentic Jeep Brand Accessories by Mopar) (ALB)	0	0			0	0			
Mopar Chrome Edition Group — Includes Chrome Tubular Side Steps, Chrome Exhaust Tip, Chrome Fuel Filler Door and Chrome Taillamp Guards (all are Authentic Jeep Brand Accessories by Mopar) (AEE)	0	0	0		0	0	0		
Mopar Premium Chrome Group — Includes Chrome Exterior Mirror Caps and Chrome Grille; requires Mopar Chrome Edition Group on Sport and Sahara; requires Power Convenience Group on all trims (all are Authentic Jeep Brand Accessories by Mopar) (AEQ)	0	0	0	0	0	0	0		0
Mopar Premium Sound and Leather Group — Includes 115-volt auxiliary power outlet, heated leather front seats, Alpine® Premium Audio System (AJC)		0	0	0		0	0		0

SEDANS
MINIVANS/
CROSSOVERS
SPORT UTILITY
TRUCKS/
COMMERCIAL
LAW
ENFORCEMENT
GREEN
TECHNOLOGY
ENGINES/
TRANSMISSIONS

PACKAGES/EQUIPMENT GROUPS (continued)	Wrangler (two-door)				Wrangler Unlimited (four-door)				
	Sport	Sport S	Sahara®	Rubicon®	Sport	Sport S	Sahara	RHD	Rubicon
CPOS PACKAGE	2TB	2TS	2TG	2TR	2TC	2TS	2TG	2TU	2TR
Power Convenience Group — Includes power door locks, power heated mirrors, power windows with front one-touch down operation, remote keyless entry, auto-dimming mirror with reading lamp and security alarm (requires full-framed doors; packaged with Cold Weather Group on two-door Sport S and Rubicon) (AJP)		O/P	•	O/P		•	•	•	•
Smoker's Group — Includes removable ashtray and lighter (AWS)	0	0	0	0	0	0	0	0	0
Trailer Tow Group — Includes Class II hitch receiver, four-pin adapter (AHT)	0	0	0	0	0	0	0		

• = Included. P = Available within Package noted. 0 = Optional.

- SEDANS
- MINIVANS/
CROSSOVERS
- SPORT UTILITY
- TRUCKS/
COMMERCIAL
- LAW
ENFORCEMENT
- GREEN
TECHNOLOGY
- ENGINES/
TRANSMISSIONS