



2021 DODGE CHARGER

SELECT STANDARD FEATURES

- Available Wheel/Finishes throughout the Lineup
- Available Premium Interior Materials Offered on All V8 Models
- Acoustic Windshield and Front-Door Glass
- Air Filtering
- Automatic Headlamps
- Battery — 730-amp, maintenance-free
- Capless Fuel-Filler System with Interior Fuel Door Release
- Cargo Compartment Dress-Up with Cargo Net
- Full-Length Center Console with 12-Volt Power Outlet
- Child Seat Upper Tether Anchors
- Dual Exhaust System
- Electronic Power Steering
- Electronic Speed Control
- Electronic Stability Control⁽³⁾
- Front and Rear Floor Mats
- Front and Rear Solar-Control Glass
- Tilt/Telescoping Steering Column

SAFETY & SECURITY

- Active Head Restraints⁽¹⁾ — Standard
- Advanced Multistage Driver and Front-Passenger Air Bags⁽²⁾ — Standard
- Blind Spot Monitoring⁽²¹⁾ and Rear Cross-Path Detection⁽²²⁾ Systems — Available
- Brake-Park Interlock — Standard
- ParkSense[®] Rear Park Assist System⁽⁶⁾ — Standard
- ParkView[®] Rear Back-Up Camera⁽²²⁾ — Standard
- Power Adjustable Pedals with Memory — Available
- Rain Brake Support — Standard
- Rain-Sensing Windshield Wipers — Available
- Ready Alert Braking — Standard
- Remote Keyless Enter 'n Go[™]/Illuminated Entry — Standard
- Supplemental Front-Seat-Mounted Pelvic-Thorax Air Bags⁽²⁾ — Standard
- Supplemental Side-Curtain Air Bags⁽²⁾ for Front and Rear Occupants — Standard



2020MY image shown.

| ENGINES | HORSEPOWER ⁽¹⁷⁾ | TORQUE ⁽¹⁷⁾ |
|--------------------------------|------------------------------------|---------------------------------------|
| 3.6L Pentastar [®] V6 | 292 hp @ 6,350 rpm (SXT) | 260 lb-ft @ 4,800 rpm (SXT) |
| | 300 hp @ 6,350 rpm (GT/SXT/GT AWD) | 264 lb-ft @ 4,800 rpm (GT/SXT/GT AWD) |
| 5.7L HEMI [®] V8 | 370 hp @ 5,250 rpm | 395 lb-ft @ 4,200 rpm |



EXTERIOR DIMENSIONS⁽¹⁾

| | |
|--|---------------|
| Overall Length | 198.4 – 200.8 |
| Overall Width (without mirrors) | 75 |
| Height (to roof shark fin antenna tip) | 58.5 |
| Turning Diameter (max, ft) | up to 38.7 |
| Front/Rear Track | 63.4 / 63.8 |
| Base Curb Weight (lb) | 3,957 |

INTERIOR DIMENSIONS⁽¹⁾



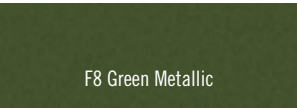





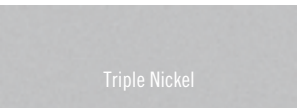


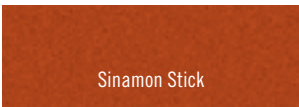

| | |
|--------------------------|-------|
| First Row | |
| — Head Room | 38.6 |
| — Leg Room | 41.8 |
| — Shoulder Room | 59.5 |
| — Hip Room | 56.2 |
| Second Row | |
| — Head Room | 36.6 |
| — Leg Room | 40.1 |
| — Shoulder Room | 57.9 |
| — Hip Room | 56.1 |
| Interior Volume (cu ft) | 104.7 |
| Cargo Volume (cu ft) | 16.5 |
| Trunk Lifter Height | 30.1 |
| Seating Capacity | 5 |
| Fuel Tank Capacity (gal) | 18.5 |

⁽¹⁾Based on 2020MY vehicle information. All dimensions are in inches unless otherwise noted.

TOWING⁽¹³⁾

| | |
|-----------------------------------|-------|
| Maximum Gross Trailer Weight (lb) | 1,000 |
|-----------------------------------|-------|

EXTERIOR PAINT COLORS

| | |
|--|---|
|  TorRed |  Octane Red Pearl |
|  F8 Green Metallic |  Go Mango Pearl |
|  Indigo Blue |  Pitch Black |
|  Granite Pearl |  Frostbite |
|  Triple Nickel |  Smoke Show |
|  White Knuckle |  Sinamon Stick |
|  HellRaisin | |